



KAROO TAXIDERMY

S O U T H A F R I C A

Creating lasting
impressions
Since 1998

TAXIDERMY GUIDE & SHOWCASE 2026

EDITORIAL & CREATIVE: ROBYN RÜTTERS

ADVISORY TEAM: FRANK GENTRY, JASON MARAIS & TIM VAN HEERDEN

PHOTOGRAPHY: SUPPLIED BY KAROO TAXIDERMY

PRINTED IN SOUTH AFRICA

©2026 KAROO TAXIDERMY CC



25
YEARS
1998-2023

CONTENTS

This book has been compiled for purposes of providing an in-depth look into our work, our service offerings, processes of taxidermy and to provide the customer with the necessary insights to ease the selection and trophy briefing to meet expectations.

PAGE					
5	ABOUT US	36	FALLOW DEER	62	VAAL RHEBUCK
6	TAXIDERMY STUDIO	37	GEMSBUCK	63	WARTHOG
7	FLOW MAP OF OUR FACILITIES	38	GIRAFFE	64	WATERBUCK
8	FULL SERVICE TAXIDERMIST	40	HIPPO	65	ZEBRA
11	SPECIES SHOWCASE	41	HYENA	66	VERVET MONKEYS
12	AARDVARK	42	IMPALA	68	FLOW DIAGRAM OF YOUR HUNTING TROPHIES
13	AARDWOLF	44	JACKAL	71	SELECTING YOUR TROPHY MOUNT
14	BABOON	45	KLIPSPRINGER	72	MOUNTING DIRECTIONS :
15	BARBARY SHEEP	46	KUDU		SHOULDER MOUNTS & PEDESTAL MOUNTS EXPLAINED
16	BLACK WILDEBEEST	48	LECHWE	74	FULL MOUNTS EXPLAINED
17	BLESBUCK	49	LEOPARD	76	INSTRUCTIONS FOR WALL PEDESTALS EXPLAINED
18	BLUE WILDEBEEST	50	LION	80	FLOOR PEDESTALS & BASES
19	BONTBOK	52	MOUNTAIN REEDBUCK	82	PEDESTAL BOUQUETS
20	BUSHBUCK	53	NYALA	84	WALL PORTRAITS
22	CAPE BUFFALO	54	PORCUPINE	86	FLAT SKINS
27	BUSHPIG	55	RED HARTEBEEST	88	FURNITURE, DECOR & APPAREL
28	CARACAL	56	ROAN	90	HASSLE-FREE DELIVERY OF YOUR TROPHIES: CRATING & EXPORT
29	COMMON REEDBUCK	57	SABLE		
30	CROCODILE	58	SCIMITAR ORYX		
32	DUIKER	59	SPRINGBUCK		
34	ELAND	60	STEENBUCK		
35	ELEPHANT				
				91	CUSTOMS BROKERING & SHIPPING
				92	DOCUMENTATION



Welcome to the home of **KAROO TAXIDERMY**

**GRAAFF-REINET
SOUTH AFRICA**





ABOUT KAROO TAXIDERMY

Karoo Taxidermy was established in 1998 and has been in continuous operation for over 28 years. What began in a 162-square-foot workspace with just two staff members has grown steadily into a large, purpose-built taxidermy facility, now operating from approximately 86,000 square feet of studio and production space.

Founded by Frank Gentry, Karoo Taxidermy is guided by a consistent focus on quality and reliability across all aspects of modern taxidermy. The scale of the facility allows for careful, detailed craftsmanship, supported by a structured production system that ensures an efficient workflow from intake through to final delivery. Clean, well-maintained studio conditions form a fundamental part of daily operations.

Based in a rural region where economic activity is largely tied to small-stock agriculture, Karoo Taxidermy has grown alongside the surrounding community. Through responsible use of natural resources and with the continued support of clients and partners, the business has developed into a stable employer, currently providing long-term work opportunities for more than 120 people.

All craftsmen are trained in-house and work across specialised disciplines within the taxidermy process, including mould and mannequin production, skeleton preparation,

tanning, modelling, and clay work. This integrated approach allows for consistency, quality control, and continuity throughout each project.

In addition to taxidermy services, Karoo Taxidermy offers practical end-to-end solutions for its clients. These include in-house crating, as well as export and international shipping support at competitive rates, enabling a streamlined and dependable experience for clients worldwide.

Sustainability remains an important part of the business philosophy. Raw materials are used thoughtfully and efficiently, which has enabled the expansion into leather and game-skin products. African game hides and zebra skins are tanned on site and crafted into furniture, rugs, gun bags, and other leather goods—designed to be durable, functional, and reflective of an authentic African aesthetic.


Karoo Taxidermy continues to operate with a long-term view, prioritising craftsmanship, responsible growth, and enduring client relationships.

KAROO TAXIDERM STUDIO

A FULLY INTEGRATED, FULL-SERVICE TAXIDERM STUDIO SPANNING
86,000 SQUARE FEET



A CAREFULLY MANAGED
PRODUCTION TIMELINE, DRIVEN
BY CRAFTSMANSHIP



GLOBAL CRATING AND EXPORT
SERVICES AT HIGHLY COMPETI-
TIVE RATES



FLOW MAP OF OUR FACILITIES

1. TROPHY RECEIVING & QUARANTINE

Trophies are received, quarantined, tagged, and logged into our system

2. FRONT OFFICE & CLIENT LIAISON

Dedicated client liaisons manage instructions, production data, and export documentation

3. SKULL CLEANING & PREPARATION

Specialist skull cleaning and preparation

4. IN-HOUSE TANNERY

On-site tanning ensures full quality control

5. ECO-FRIENDLY WASTE DISPOSAL

Responsible, eco-conscious waste management

6. TAXIDERMY STUDIO (Where lasting impressions are created)


7. FURNITURE & LEATHERWORKS

Bespoke furniture and leather products crafted in-house

8. CARPENTRY & CRATING DEPARTMENT

9. CONTAINER LOADING DOCK

Secure container loading and export preparation



**BASED IN SOUTH AFRICA'S
EASTERN CAPE HUNTING
HEARTLAND**



**A TEAM OF OVER 120 HIGHLY
SKILLED ARTISANS AND
CRAFTSMEN**



FULL SERVICE TAXIDERMIST

As a leading name in the industry, we take pride in every stage of the taxidermy process — from initial intake to final delivery.

KAROO TAXIDERMY IS AN ADVANCED SOUTH AFRICAN TAXIDERMY STUDIO SPECIALISING IN THE CREATION OF HIGH-QUALITY MOUNTS AND LIFESTYLE PRODUCTS AT REALISTIC, TRANSPARENT PRICES.

We offer a complete, personalised taxidermy service, complemented by custom-made lifestyle and leather products. Our extensive international client base allows us to facilitate cost-effective shipping solutions to destinations worldwide.

With decades of hands-on experience and a fully integrated production facility, Karoo Taxidermy has earned its reputation as a trusted leader in the field.

At Karoo Taxidermy, we go the extra mile for our clients — striving to create lasting impressions that turn each safari experience into a story remembered for years to come.



TANNERY

Our full-service, in-house tannery processes hides and skins for taxidermy, as well as unused back skins for the creation of custom furniture, leather products, and decorative inlays for trophy pedestals. Complete in-house control ensures consistency, quality, and long-term preservation.



TAXIDERMY

Expert taxidermy services delivered with meticulous attention to detail. Our team focuses on lifelike form, anatomical accuracy, and creative execution — offering both classic and custom mount styles tailored to each client's vision.



CRATING

At our dedicated crating facility, mounted pieces are expertly packed into custom-built ISPM-15 compliant wooden crates. Through decades of experience, we optimise crate space to maximise efficiency — reducing unnecessary volume and helping clients manage shipping costs effectively.

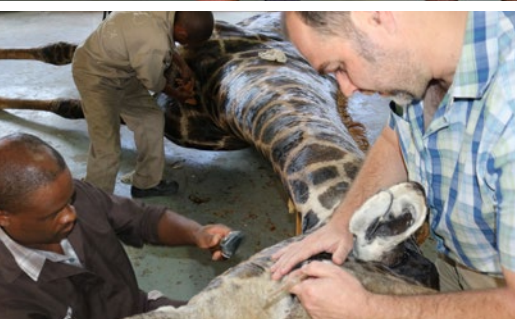


EXPORT SERVICES

In addition to our renowned taxidermy work, Karoo Taxidermy offers complete turnkey export solutions. From documentation to logistics, we provide reliable international shipping services at highly competitive rates to clients across the globe.

OPPOSITE PAGE: INSIDE KAROO TAXIDERMY STUDIO BAYS







**A BRIEF PRESENTATION OF SOME OF OUR MOUNTING OPTIONS...
SOME INSPIRATION, BECAUSE THE SKY IS THE LIMIT.**

BOO TAXIDERM TROPHY BOOK





SPECIES SHOWCASE

AARDVARK



AARDVARK FULL MOUNT ON CUSTOM BASE



AARDWOLF



AARDWOLF FULL MOUNT ON CUSTOM BASE



BABOON



**BABOON FULL MOUNT ON
CUSTOM FLOOR BASE**



EUROPEAN MOUNT



BABOON FULL MOUNT ON CUSTOM WALL BASE



BARBARY SHEEP



**HALF MOUNT, WALL
MOUNTED LOOKING 23°
RIGHT ON A CUSTOM BASE**



**TOP: FULL MOUNT
ON CUSTOM BASE
LOOKING 80° RIGHT**



**LEFT: HALF MOUNT, WALL
MOUNTED LOOKING 45°
LEFT ON A CUSTOM BASE**

BLACK WILDEBEEST

**WALL PEDESTAL
RIGHT TURN-
LOOKING
1/4 TURN TO THE
RIGHT**



**EUROPEAN
MOUNT**

**PEDESTAL MOUNT
LOOKING 1/8th LEFT
ON A TAPERED PEDESTAL
BOX WITH AFRICAN
SHAPED ZEBRA INSERT**



BLESBUCK

**WHITE BLES-
BUCK
SHOULDER
MOUNT
LOOKING 1/4
RIGHT**



**SHOULDER
MOUNT
1/2 TURN TO
THE RIGHT**



**SHOULDER
MOUNT
1/8TH TURN
LOOKING LEFT**



**WALL PEDESTAL
RIGHT TURN
LOOKING 1/2 RIGHT**



**SHOULDER
MOUNT
LOOKING 1/4
RIGHT**



**EUROPEAN
MOUNT**



**SHOULDER MOUNT
LOOKING
1/8TH LEFT**



**NYASA SHOULDER
MOUNT LOOKING 1/8TH
RIGHT**



**WALL PEDESTAL
LEFT TURN
LOOKING 1/4
RIGHT**



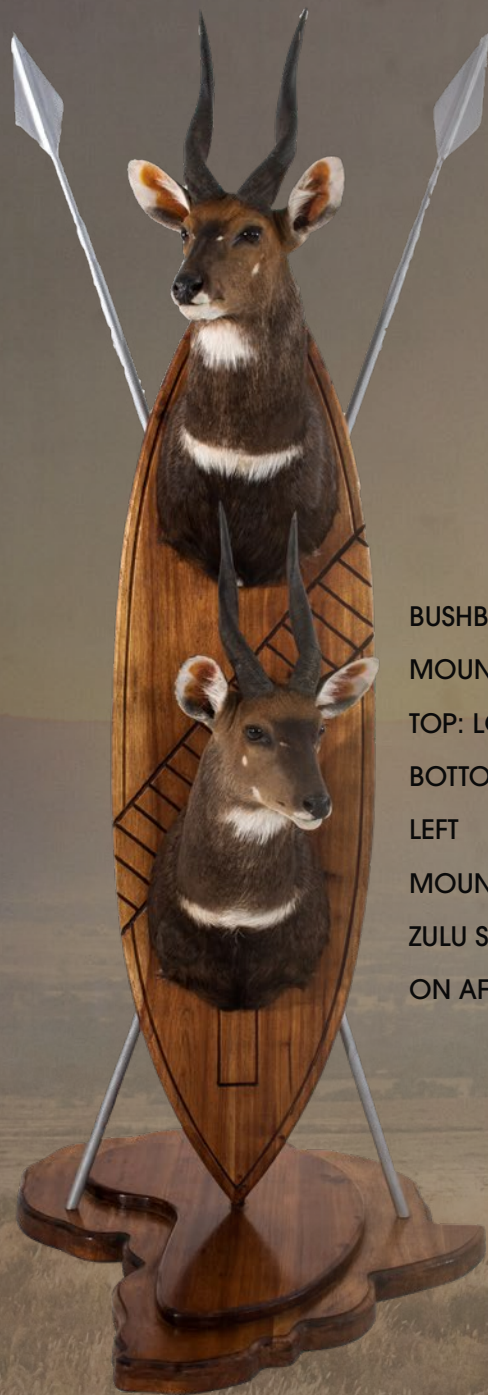
**EUROPEAN
MOUNTED
CARVED SKULL**



BONTEBOK



**BONTEBOK FULL MOUNTED ON A
STANDARD FLOOR BASE,
STANDING NATURALLY LOOKING
90° RIGHT**



BUSHBUCK SHOULDER
MOUNT

TOP: LOOKING 1/4 RIGHT
BOTTOM: LOOKING 1/4
LEFT

MOUNTED ON A CUSTOM
ZULU SHIELD WITH SPEARS
ON AFRICAN BASE



EUROPEAN MOUNT



SKULL BLEACH



HALF MOUNT
LOOKING 45° LEFT



BUSHBUCK



WALL PEDESTAL LEFT TURN
LOOKING 1/4 LEFT



SHOULDER MOUNT
LOOKING 1/8 LEFT



BUSHBUCK FULL MOUNT
LOOKING 90° LEFT
ON A CUSTOM FLOOR
BASE



CAPE BUFFALO

SKULL BLEACH





**SHOULDER MOUNTS
LOOKING STRAIGHT**



**BOUQUET PEDESTAL
MOUNTED ON A
CUSTOM OCTAGONAL
PEDESTAL BOX**



CAPE BUFFALO



**WALL PEDESTAL MOUNT
RIGHT TURN
LOOKING STRAIGHT**

CUSTOM FULL MOUNT ON A STANDARD FLOOR BASE



CAPE BUFFALO



PEDESTAL MOUNT
LOOKING 1/8TH LEFT ON
A CUSTOM PEDESTAL
BOX



PEDESTAL MOUNT
LOOKING 1/8TH RIGHT
ON A CUSTOM REPLICA
HORN ON AN AFRICAN
MAP BASE

BUSHPIG



WALL PEDESTAL RIGHT
TURN LOOKING 1/4 LEFT



SHOULDER MOUNT
LOOKING STRAIGHT



CUSTOM FULL MOUNT

CARACAL



SKULL BLEACH

**FULL MOUNT ON A CUSTOM
FLOOR CUSTOM PEDESTAL BOX**

FULL MOUNT

FULL MOUNT ON A CUSTOM FLOOR BASE



COMMON REEDBUCK



**SHOULDER MOUNT
LOOKING 1/4 LEFT**

**SHOULDER MOUNT
LOOKING 1/8TH RIGHT**



CROCODILE CATCHING WARTHOG DIORAMA



SKULL BLEACH

CROCODILE



EUROPEAN MOUNT



CUSTOM FULL MOUNT ON A FLOOR BASE

DUIKER & STEENBUCK COMBO



**BLUE DUIKER
EUROPEAN MOUNT**


**DUIKER & STEENBUCK COMBO
FULL MOUNT ON A CUSTOM WALL BASE**



**RED DUIKER FULL MOUNT
STANDING NATURAL LOOKING 25 °LEFT
ON A CUSTOM FLOOR BASE**



**BLUE DUIKER FULL
MOUNT LOOKING 35°
LEFT STANDING
NATURALLY ON A
WALL BASE**



**WALL
PEDESTAL -
RIGHT TURN
LOOKING
1/8TH RIGHT**



**SHOULDER
MOUNT -LOOKING STRAIGHT**

**DUIKER FULL
MOUNT LOOKING
45° LEFT ON A
FLOOR BASE**



ELAND



EUROPEAN MOUNT



SKULL BLEACH



LEFT: ELAND WALL PEDESTAL-
RIGHT TURN
LOOKING 1/4 TURN TO
THE LEFT

BELOW: WALL PEDESTAL-
RIGHT TURN LOOKING
1/8TH TURN TO THE LEFT

ELAND SHOULDER
MOUNT LOOKING
STRAIGHT



ELEPHANT



REPLICA SHOULDER MOUNT



LION FACE PAINTED ONTO
FRAMED ELEPHANT EAR



BIG FIVE PAINTED ONTO
FRAMED ELEPHANT EAR



FOOT STOOLS WITH
ZEBRA SKIN CUSSIONS

FALLOW DEER



**SHOULDER MOUNT
LOOKING 1/4 RIGHT**

HOG DEER




**FULL MOUNT LOOKING 15° LEFT
ON A CUSTOM FLOOR BASE**



GEMSBUCK




EUROPEAN MOUNT



SHOULDER MOUNT
LOOKING 1/8TH RIGHT



WALL PEDESTAL - RIGHT TURN
LOOKING STRAIGHT



HALF MOUNT
LOOKING 15° RIGHT



**FLOOR PEDESTAL
MOUNT ON A CUSTOM
PEDESTAL BOX**



SKELETON MOUNT



**FLOOR PEDESTAL MOUNT ON
A WOOD ROUND**



GIRAFFE

BLEACHED SKULL ON A FLORR
STANDING WOODEN PEDESTAL



ARTWORK HANDCARVED GIRAFFE BONE



CUSTOM
FULL MOUNT



HIPPO



HIPPO TUSK MOUNT



**HIPPO SHOULDER MOUNT LOOKING
STRAIGHT- OPEN MOUTH**



HIPPO FULL MOUNT ON A STANDARD FLOOR BASE



HYENA



SPOTTED HYENA FULL MOUNT ON A FLOOR BASE



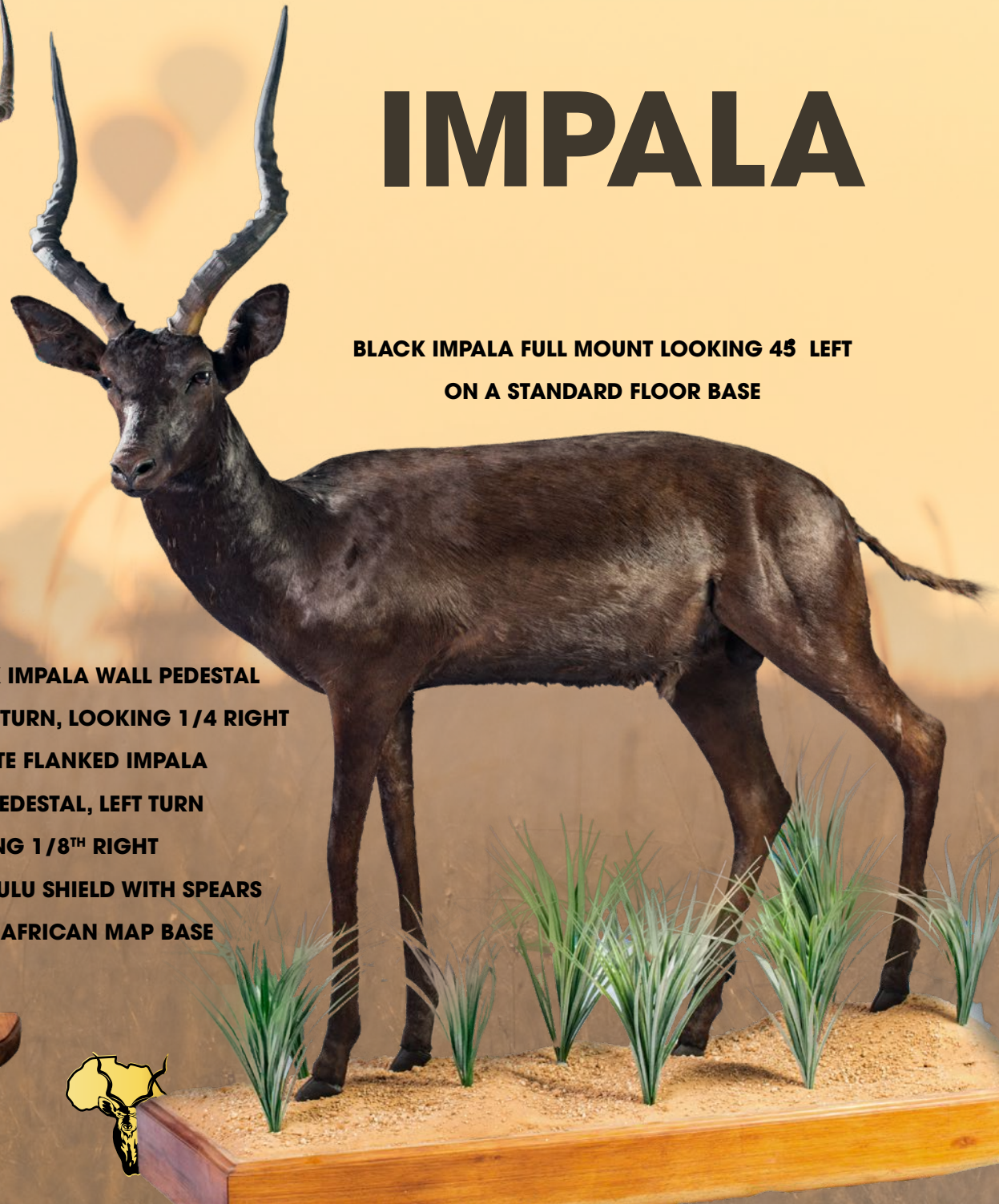
CUSTOM BROWN HYENA FULL MOUNT
ON A FLOOR BASE

IMPALA

**BLACK IMPALA FULL MOUNT LOOKING 45° LEFT
ON A STANDARD FLOOR BASE**

**BLACK IMPALA WALL PEDESTAL
RIGHT TURN, LOOKING 1/4 RIGHT
& WHITE FLANKED IMPALA
WALL PEDESTAL, LEFT TURN
LOOKING 1/8TH RIGHT
ON A ZULU SHIELD WITH SPEARS
ON AN AFRICAN MAP BASE**

**WHITE FLANKED IMPALA
SHOULDER MOUNT
LOOKING 1/4 LEFT**





EUROPEAN MOUNT

WALL PORTRAIT



**SHOULDER MOUNT
LOOKING 1/4 LEFT**



**WALL PEDESTAL - LEFT TURN
LOOKING 1/8TH LEFT**



**FULL MOUNT LOOKING 15° RIGHT
ON A FLOOR BASE**



BLACK BACKED JACKAL



DESKTOP PEDESTAL LOOKING
1/2 RIGHT ON AN
OCTAGONAL CUSTOM DESK-
TOP BASE WITH AFRICAN
SHAPE SHIELD



CUSTOM FULL MOUNT



KLIPSPRINGER

**FULL MOUNT LOOKING 15° RIGHT ON A
ROCKY WALL BASE**

KUDU



**SHOULDER MOUNT
LOOKING 1/4 LEFT**



**PEDESTAL MOUNT
LOOKING
STRAIGHT ON A
SQUARE TAPERED
PEDESTAL BOX WITH
AFRICAN SHAPE ZEBRA
SKIN INSERT**

**WALL PEDESTAL MOUNT,
RIGHT TURN LOOKING
STRAIGHT ON A AFRICAN
SHIELD WITH KUDU SKIN
INSERT**





EUROPEAN MOUNT



**KUDU (TOP), BLESBUCK (CENTRE) & IMPALA (BOTTOM)
ON A CUSTOM ZULU SHIELD WITH AFRICAN SHAPED BASE**

**CUSTOM DOUBLE PEDESTAL
MOUNT ON AN OCTAGONAL
PEDESTAL BOX**



LECHWE



**FULL MOUNT SNEAK POSE
LOOKING 30° LEFT ON A
CUSTOM WALL BASE**



**SHOULDER MOUNT
LOOKING 1/4 RIGHT**




**WALL PEDESTAL -
RIGHT TURN
LOOKING STRAIGHT**



EUROPEAN MOUNT





**CUSTOM LEOPARD FULL MOUNT
ON A CUSTOM WALL BASE**

**CUSTOM LEOPARD FULL MOUNT WITH PREY
ON A CUSTOM WALL BASE**

CUSTOM FULL MOUNT

LEOPARD



LION

LION HUNTING NYALA FULL MOUNT

FULL MOUNT





**FULL MOUNT LOOKING 10°
RIGHT ON FLOOR BASE**

**FULL MOUNT LOOKING STRAIGHT WITH
SEMI SNEAK POSE ON A FLOOR BASE**

**LIONESS CATHING-
WARTHOG ON CUS-
TOM FLOOR BASE**

MOUNTAIN REEDBUCK



**WALL PEDESTAL
LEFT TURN
LOOKING 1 / 4 RIGHT**



**SHOULDER MOUNT -
LOOKING STRAIGHT**



NYALA



CUSTOM FULL MOUNT ON CUSTOM FLOOR BASE

**WALL PEDESTAL - LEFT TURN,
LOOKING STRAIGHT**



**SHOULDER MOUNT
LOOKING
1/8TH RIGHT**



**SHOULDER MOUNT
LOOKING STRAIGHT**

PORCUPINE



FULL MOUNT ON A CUSTOM
WALL BASE



FULL MOUNT ON A CUSTOM
FLOOR BASE



RED HARTEBEEST



**SHOULDER MOUNT
LOOKING 1/4 RIGHT**



**CARVED
SKULL BLEACH**

**WALL PEDESTAL -
LEFT TURN,
LOOKING STRAIGHT**



ROAN



SABLE/ROAN COMBO PEDESTAL

**SABLE PEDESTAL RIGHT TURN,
LOOKING 90° RIGHT.**

ROAN PEDESTAL, RIGHT TURN

LOOKING STRAIGHT

ON AN OCTAGONAL

FLOOR PEDESTAL

BOXFINISHED

WITH VEGETATION



WALL PEDESTAL

LEFT TURN

LOOKING 1/4 LEFT



PEDESTAL MOUNT

LOOKING 1/2 LEFT ON

A SQUARE PEDESTAL

BOX



FULL MOUNT

LOOKING 15° RIGHT

ON A FLOOR BASE



SABLE



**SHOULDER MOUNT
LOOKING 1/4 RIGHT
ON A CUSTOM ZULU SHIELD WITH
SPEARS ON AN AFRICA MAP
FLOOR BASE**



**SHOULDER MOUNT
LOOKING 1/2 LEFT**



**CUSTOM FULL MOUNT ON A
FLOOR BASE**

SCIMITAR ORYX



WALL PEDESTAL

RIGHT TURN LOOKING 1/2 RIGHT

SPRINGBUCK

**CUSTOM DIORAMA ON
FLOOR BASE**



EUROPEAN MOUNT



**SPRINGBUCK
SHOULDER
MOUNT
LOOKING 1/4 LEFT**



**SPRINGBUCK SLAM
PEDESTAL MOUNTS
ON FOUR COLUMNAR
PEDESTAL**



**COPPER SPRINGBUCK
WALL PEDESTAL -
RIGHT TURN LOOKING
1/4 RIGHT**



STEENBUCK

EUROPEAN MOUNT



**DESKTOP PEDESTAL
LOOKING 1/2 RIGHT ON AN OC-
TAGONAL CUSTOM DESKTOP BASE
WITH AFRICAN SHAPE SHIELD**



FULL MOUNT LOOKING 45° LEFT ON A WALL BASE



CUSTOM FULL MOUNT ON A CUSTOM FLOOR

BASE:

BACK - STANDING NATURALLY 45° LEFT

FRONT- LYING DOWN LOOKING 60° RIGHT

VAAL RHEBUCK



**FULL MOUNT LYING DOWN, LOOKING 90°
LEFT ON A CUSTOM WALL BASE**



WARTHOG

**FULL MOUNTED WARTHOG &
CROCODILE PANORAMA**



**CARVED EUROPEAN
MOUNT**

FULL MOUNT LOOKING STRAIGHT ON AFLOOR BASE



WATERBUCK

**CUSTOM PEDES-
TAL
MOUNT - LEFT
TURN
LOOKING 1/8TH
LEFT
ON SQUARE
PEDESTAL BOX**



**SHOULDER
MOUNT -
LOOKING
STRAIGHT**



**WALL PEDESTAL -
RIGHT TURN LOOKING
1/4 TURN RIGHT**



**WALL
PORTRAIT
MOUNT**



ZEBRA

PEDESTAL MOUNT LOOKING 1/4
RIGHT ON SQUARE PEDESTAL BOX
WITH ZEBRA BACK SKIN INSERT



WALL PEDESTAL-
RIGHT TURN
LOOKING STRAIGHT



ZEBRA WALL PORTRAIT ON AN AFRICAN
SHAPED SHIELD WITH SPEARS



KAROO TAXIDERMY TROPHY BOOK

**VERVET MONKEY CUSTOM FULL MOUNTS
ON A CUSTOM HABITAT WALL BASE**



TAXIDERMY PROCESS



FLOW DIAGRAM OF YOUR HUNTING TROPHIES

HUNTING OUTFITTER



1



1 - 30 DAYS

HUNTING OUTFITTER RESPONSIBILITIES

The Hunt, Field preparation of Trophies, Skinning, Caping, Salting, Initial drying, Removing all meat and fat from skins, Hunting Permits, PH Register, Hunting Licence, Keep an accurate register of all clients' trophy items to be exported.

CLIENT RESPONSIBILITIES

Supply accurate details to Hunting Outfitter in order to apply for necessary documentation.

KAROO TAXIDERMY



2



10 - 12 MONTHS

KAROO TAXIDERMY RESPONSIBILITIES

Collect trophies & hunting documentation from outfitter. Tag, Dry, Cleaning, Tanning, Bleaching, Taxidermy, Arrange Export Permits & Shipping Quotes.

CLIENT RESPONSIBILITIES

Provide trophy instructions as soon as possible, re-confirm client details in order to apply for export documents. Advise Karoo Taxidermy immediately of any change in delivery address, etc. Make deposit and final payments at the appropriate times.

SHIPPING AGENT



3



3 - 14 DAYS

SHIPPING AGENT RESPONSIBILITIES

Receive crated trophies, South African Custom formalities & Cities inspections, contracts shipping / airline to ship to clients' closest port of entry.

CLIENT RESPONSIBILITIES

Respond to shipping agent once contacted. Make Freight payment in order to expedite the shipping of the trophies.



This hunting trophy flow-diagram indicates the responsibilities of all the role-players in the taxidermy process between the client, outfitter, taxidermy, shipping agent and delivery.

This easy to use diagram explains the process and the necessary information and trophy requirements to ensure smooth processing of all necessary paperwork and execution of trophy expectations.







SELECTING YOUR TROPHY MOUNT

At Karoo Taxidermy we take great pleasure in turning your trophy into a lasting impression, custom-made to your requirements and instructions.

We offer a large variety of options to choose from to creating the perfect mount, and we welcome any custom ideas.

When deciding on your trophy directions, herewith a few basic options to consider:

- The conventional **shoulder mount** or **wall pedestal** can be mounted in a variety of directions as explained on the pages to follow.
- The **full mount** is the ultimate choice on the bucket list for any trophy taxidermy order. This unique piece of life-form art requires careful planning during the instructions phase. Variants to consider include: pose, base or no base, rock feature, diorama with multiple trophies, any natural vegetation or habitat features. Our dedicated team in studio can be contacted should you require any assistance or advice in deciding on your full mount instruction.
- Choose an attractive **floor pedestal box** for your mount. Our in-house carpentry studio will create a master piece made from the finest wood, BLACKWOOD – ACACIA MELANOXYL which grows prolifically in South Africa. Compliment your mount by adding artistic features/inserts from your trophy backskin, or create a multifunctional storage cabinet.



• **European Mounts**, as the name suggests are very popular in Europe. This mounting option is the perfect alternative to showcase your expanded trophy collection.

At Karoo Taxidermy, our advanced skull cleaning system will ensure that you will receive a high quality European mount.

We offer not only the conventional European Mount, but also create a variety of European Mount designs, custom made to create a conversation piece to fit perfectly in your home. European mounts are also striking interior decor items and creates the perfect focal point in any room.

- An alternative to your shoulder mount or wall pedestal is the **portrait mount/art mount** option. A very effective and striking artistic feature in any living area. The ideal option should you wish to display your trophy in a small area.
- Showcase trophies on a single pedestal on a **Bouquet Pedestal** mount where you can place your season collection combined on one pedestal - truly a beautiful trophy mounting option.
- Add a talking point to your trophy room by adding creative custom-made three-dimensional **diorama**, or capture that exhilarating experience ideal for an educational exhibition piece. At Karoo Taxidermy, we take the greatest of care to replicate the wildlife action in the most life-like detail.

MOUNTING DIRECTIONS

SHOULDER MOUNTS & PEDESTAL MOUNTS EXPLAINED

SHOULDER OR PEDESTAL MOUNTS WITH AN $\frac{1}{8}$ TH, $\frac{1}{4}$ OR A $\frac{1}{2}$ TURN TO THE RIGHT (FIGURE 1)

- $\frac{1}{8}$ th turn to the right: If you were to stand directly in front of a shoulder or pedestal mount trophy that has an $\frac{1}{8}$ of a turn to the right, its head will be turned very slightly ($\pm 12^\circ$ from the centerline) to the right from the trophy's perspective. The animal would then be looking very slightly to your left side.
- $\frac{1}{4}$ turn to the right: If you were to stand directly in front of a shoulder or pedestal mount trophy that has an $\frac{1}{4}$ of a turn to the right, its head will be turned slightly ($\pm 23^\circ$ from the centerline) to the right from the trophy's perspective. The animal would then be looking slightly to your left side.

SHOULDER OR PEDESTAL MOUNTS WITH AN $\frac{1}{8}$ TH, $\frac{1}{4}$ OR A $\frac{1}{2}$ TURN TO THE LEFT (FIGURE 2)

- $\frac{1}{8}$ th turn to the left: If you were to stand directly in front of a shoulder or pedestal mount trophy that has an $\frac{1}{8}$ th of a turn to the left, its head will be turned very slightly ($\pm 12^\circ$ from the centerline) to the left from the trophy's perspective. The animal would then be looking very slightly to your right side.
- $\frac{1}{4}$ turn to the left: If you were to stand directly in front of a shoulder or pedestal mount trophy that has an $\frac{1}{4}$ of a turn to the left, its head will be turned slightly ($\pm 23^\circ$ from the centerline) to the left from the trophy's perspective. The animal would then be looking slightly to your right side.

TOP VIEW OF THE WALL/MOUNTING SURFACE

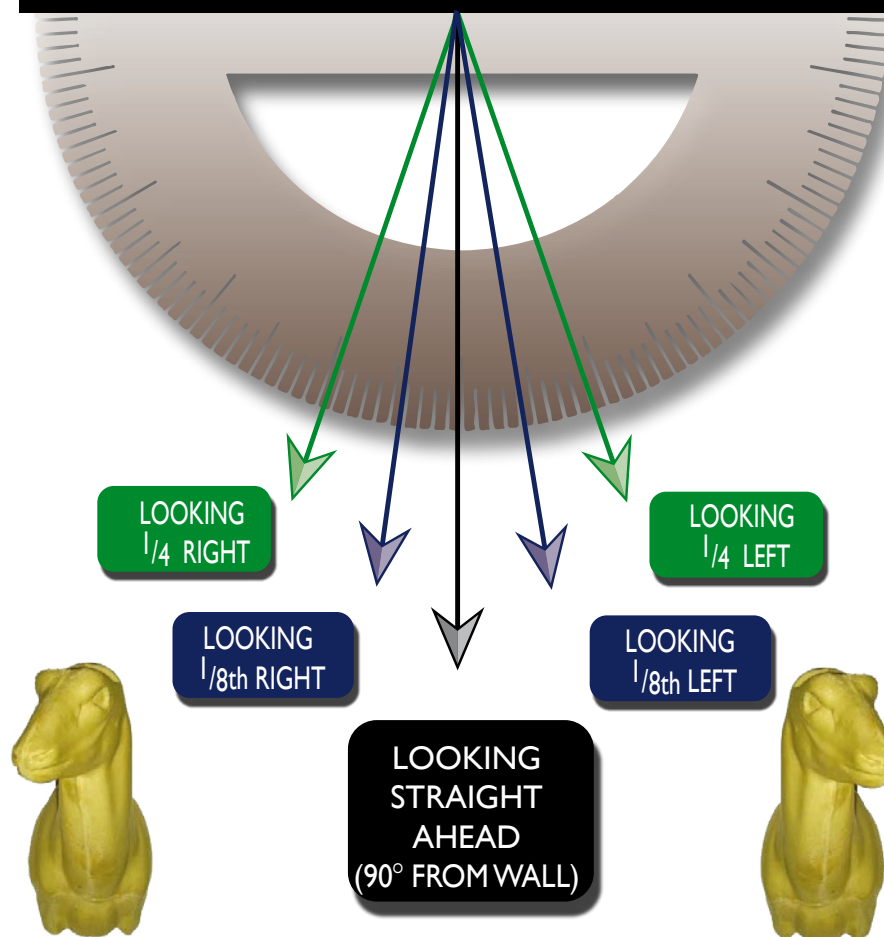


Figure 1: LOOKING $\frac{1}{4}$ RIGHT

Figure 2: LOOKING $\frac{1}{4}$ LEFT



Far left : Mannekins are prepared according to client's instructions prior to skin application.

Top: Kudu pedestal mannekin looking 1/2 right

Bottom: kudu pedestal head in-line with shoulders looking 1/8th right

Centre: Completed kudu custom pedestal mount on octagonal pedestal with vegetation.

Left: Finishing touches modelled and painted onto the trophy mount.

FULL MOUNTS EXPLAINED

Full body mounts, or full mounts for short, can either have bases that will be able to stand free on the floor or on a flat surface, or it can have bases that can be hung on a wall.

Wall bases are viable for small to medium sized species.

Please indicate whether you prefer to have your full mount with a floor or wall base when confirming your instructions.


FULL MOUNTS ARE EXPLAINED IN DEGREES IN ORDER TO ELIMINATE CONFUSION.

- Looking Straight (0°): If you were to stand directly in front of a full mount trophy that is looking straight, its head will be looking parallel to the body of the mount. The animal would then be looking straight at you.
- Turned to the right looking 45°: If you were to stand directly in front of a full mount trophy that is turned 45° to the right, its head will be turned 45° from the 0° centerline to the right from the trophy's perspective. The animal would then be looking 45° from the 0° centerline to your left side.
- Turned to the right looking 90°: If you were to stand directly in front of a full mount trophy that is turned 90° to the right, its head will be turned 90° from the 0° centerline to the right from the trophy's perspective. The animal would then be looking 90° from the 0° centerline to your left side.
- Turned to the right looking 135°: If you were to stand directly in front of a full mount trophy that is turned 135° to the right, its head will be turned 135° from the 0° centerline to the right from the trophy's perspective. The animal would then be looking slightly to its back 135° from the 0° centerline to your left side.
- Turned to the right looking 180°: If you were to stand directly in front of a full mount trophy that is turned 180° to the right, its head will be turned 180° from the 0° centerline to the right from the trophy's perspective. The animal would then be looking completely over its back 180° from the 0° centerline, your left side.
- Turned to the left looking 45°: If you were to stand directly in front of a full mount trophy that is turned 45° to the left, its head will be turned 45° from the 0° centerline to the left from the trophy's perspective. The animal would then be looking 45° from the 0° centerline to your right side.
- Turned to the left looking 90°: If you were to stand directly in front of a full mount trophy that is turned 90° to the left, its head will be turned 90° from the 0° centerline to the left from the trophy's perspective. The animal would then be looking 90° from the 0° centerline your right side.
- Turned to the left looking 135°: If you were to stand directly in front of a full mount trophy that is turned 135° to the left, its head will be turned 135° from the 0° centerline to the left from the trophy's perspective. The animal would then be looking slightly over its back 135° from the 0° centerline, to your right side.
- Turned to the left looking 180°: If you were to stand directly in front of a full mount trophy that is turned 180° to the left, its head will be turned 180° from the 0° centerline to the left from the trophy's perspective. The animal would then be looking completely over its back 180° from the 0° centerline, to your right side.



**FULL PEDESTAL STANDARD BASE
FINISHED WITH VEGETATION**

**STEENBUCK FULL MOUNT STANDING
NATURALLY ON A FLOOR BASE LOOKING 90°
RIGHT RIGHT TURN**



**STEENBUCK FULL MOUNT LOOKING
45° LEFT WITH LEFT FRONT LEG UP
ON A CUSTOM WALL BASE.**



INSTRUCTIONS FOR WALL PEDESTAL MOUNTS EXPLAINED

*Wall pedestals can either be a right turn or a left turn.

*There are different directions within the right and left turns.

WALL PEDESTAL - LEFT TURN

- A left turn looking straight put simply means that the right shoulder of the animal is against the wall and the animal is looking straight out from the wall (90° turn). Therefore, if you were to stand directly in front of the animal it would be looking straight at you.
- 1/8th turn to the right: If you were to stand directly in front of a wall pedestal trophy that is a 1/8th turn to the right, the animal would then be looking over your left shoulder, its head turned very slightly away from the center. (as if the animal might want to look ahead)
- 1/4 turn to the right: If you were to stand directly in front of a wall pedestal trophy that is a 1/4 turn to the right, the animal would then be looking over your left shoulder, its head turned slightly away from the center, but a more pronounced turn (as if the animal might want to look ahead).
- 1/8th turn to the left: If you were to stand directly in front of a wall pedestal trophy that is a 1/8th turn to the left, the animal would then be looking over your right shoulder, its head turned very slightly away from the center. (as if the animal might want to 'look behind' itself)
- 1/4 turn to the left: If you were to stand directly in front of a wall pedestal trophy that is a 1/4 turn to the left, the animal would then be looking over your right shoulder, its head turned slightly away from the center, but a more pronounced turn (as if the animal might want to 'look behind' itself)

LEFT TURN-RIGHT SHOULDER LEVEL AGAINST THE WALL

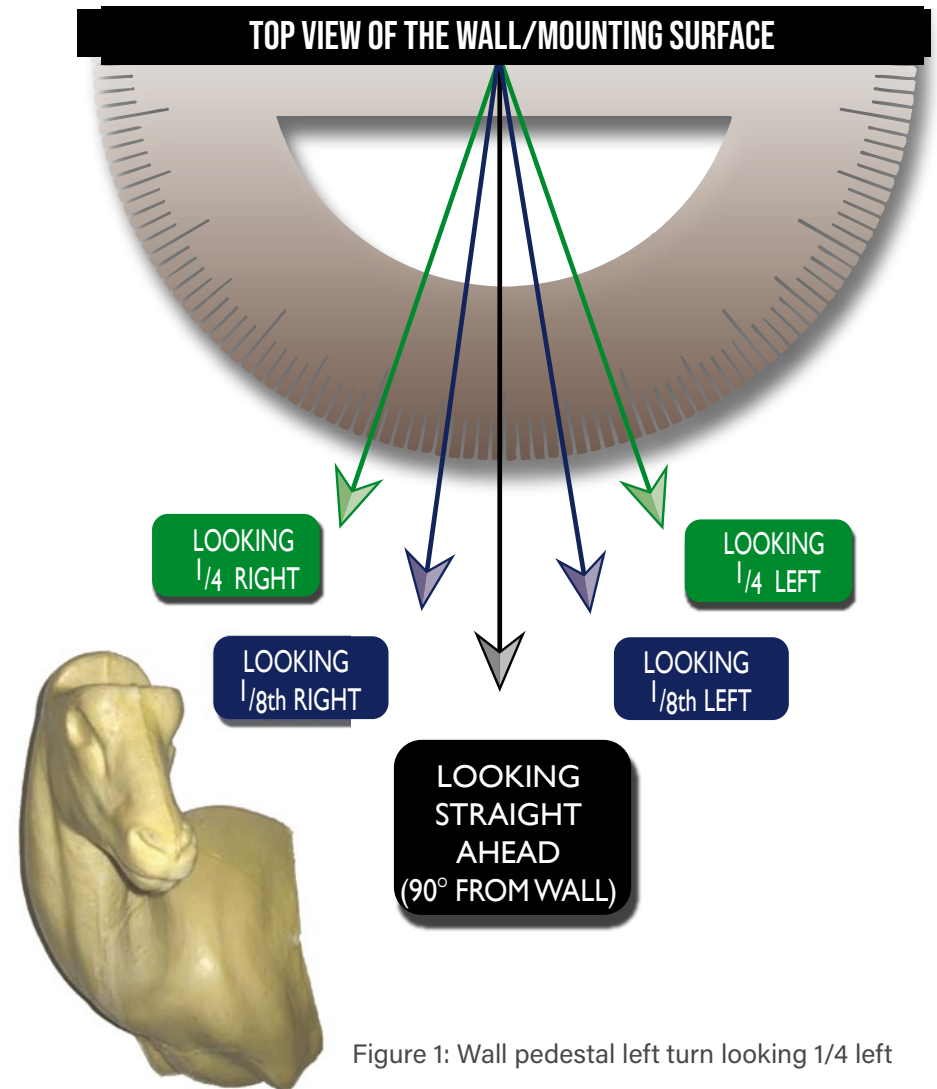


Figure 1: Wall pedestal left turn looking 1/4 left



**SABLE WALL PEDESTAL LEFT TURN
LOOKING 1/4 RIGHT**



INSTRUCTIONS FOR WALL PEDESTAL MOUNTS EXPLAINED

*Wall pedestals can either be a right turn or a left turn.

*There are different directions within the right and left turns.

WALL PEDESTAL - RIGHT TURN

• A **right turn looking straight** put simply means that the left shoulder of the animal is against the wall and the animal is looking straight out from the wall (90° turn). Therefore, if you were to stand directly in front of the animal it would be looking straight at you.

• 1/8th turn to the right: If you were to stand directly in front of a wall pedestal trophy that is a 1/8th turn to the right, the animal would then be looking over your left shoulder, its head turned very slightly away from the center (as if the animal might want to 'look behind' itself).

• 1/4 turn to the right: If you were to stand directly in front of a wall pedestal trophy that is a 1/4 turn to the right, the animal would then be looking over your left shoulder, its head turned slightly away from the center, but a more pronounced turn (as if the animal might want to 'look behind' itself).

• 1/8th turn to the left: If you were to stand directly in front of a wall pedestal trophy that is a 1/8th turn to the left, the animal would then be looking over your right shoulder, its head turned very slightly away from the center (as if the animal might want to look ahead).

• 1/4 turn to the left: If you were to stand directly in front of a wall pedestal trophy that is a 1/4 turn to the left, the animal would then be looking over your right shoulder, its head turned slightly away from the center, but a more pronounced turn (as if the animal might want to look ahead).

RIGHT TURN-LEFT SHOULDER LEVEL AGAINST THE WALL

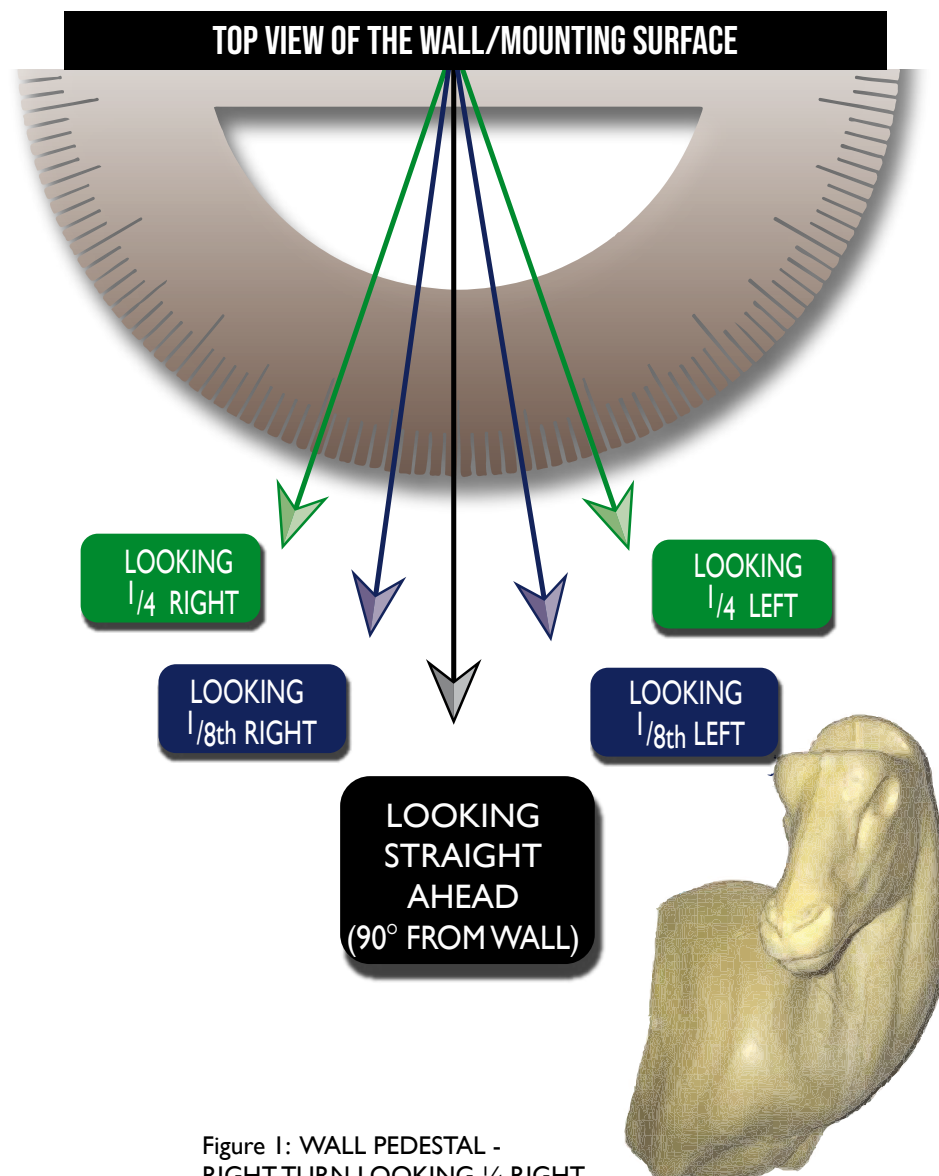


Figure 1: WALL PEDESTAL -
RIGHT TURN LOOKING 1/4 RIGHT



**LECHWE WALL PEDESTAL RIGHT
TURN, LOOKING STRAIGHT**



FLOOR PEDESTALS & BASES

Our in-house carpentry studio manufactures each pedestal custom as per the clients instruction.

Pedestal boxes are available in octagonal, square & pyramid shapes with the option to add a door with storage space and, or add backskins into the panels of the pedestals as an added feature to your trophy mount.

Habitat vegetation or rockery can also be applied to the top of the pedestal box.

Pedestals can be completely customised to maximise on use of space. Feature smaller mounts, european mounts or bleached skulls in the centre cavity of the pedestal base, or use the backskin for artistic applications, for example the shape of Africa covered with our trophy backskin.

Images inserted:

P1. Octagonal Pedestal base with door and vegetation top.

P2. Black wildebeest rectangular tapered pedestal with Africa shaped centre with zebra backskin insert.

P3. Sable pedestal mount on a standard squared tapered pedestal.

P4. Standard square pedestal with storage compartment.

P5. Zebra Pedestal mount -

Standard square pedestal with zebra back skin insert.

Opposite page:

P6. Giraffe Pedestal Mount on a custom size octagonal pedestal base finished with habitat vegetation.

P2. Our in-house carpentry department manufacturing the tapered pedestal as per the image P2 on this page (page 78).

P8. Only the best quality hardwood are selected for producing pedestals and European Mount shields, made from beautiful Blackwood to compliment the value of your prized trophy.





P6.



P2.



P8.

PEDESTAL BOUQUETS

For a full 360 degree view of your trophies, select a Pedestal Bouquet to showcase your hunting season's trophy collection. We carefully pre-plan each bouquet by arranging the mannekins according to your pedestal mounting instructions to ensure perfect visibility of each trophy as it will appear on the final presentation of the trophy mount.



LEFT: MANNEKINS FOR THE BOUQUET PEDESTAL COMPRISING OF GEMSBUCK, IMPALA, BUSHBUCK, BLUE WILDE BEEST, SPRINGBUCK AND BLESBUCK PEDESTAL BOUQUET ARE ARRANGED AND TESTED FOR SPACING AND VISIBILITY ACCORDING TO THE MOUNTING INSTRUCTIONS PROVIDED BY THE CLIENT.

**OPPOSITE PAGE:
RIGHT: THE COMPLETED BOUQUET PEDESTAL COMPRISING OF GEMSBUCK, IMPALA, BUSHBUCK, BLUE WILDE BEEST, SPRINGBUCK AND BLESBUCK PEDESTAL MOUNTS.
THE PEDESTAL BASE IS FINISHED WITH A BEAUTIFUL ARRANGEMENT OF HABITAT VEGETATION.**



WALL PORTRAITS

Portrait mounts offers a complete different dimension to the traditional shoulder mount or wall pedestal. A very effective and striking artistic feature in any living space. The ideal option should you wish to display your trophy in a small area.

Please advise your PH or Outfitter prior to skinning your trophy should you wish to order a portrait mount for your trophy.



1.



Images inserted:

1. Zebra Portrait Shield Mount

2. Golden Gemsbuck Wall Portrait

2.



Images inserted:

1. Golden Wildebeest Wall Portrait
2. King Wildebeest Wall Portrait
3. Blue Wildebeest Wall Portrait
4. Black Impala Wall Portrait
5. Impala Wall Portrait
6. Common Springbuck Wall Portrait
7. Framed Common Springbuck Wall Portrait
8. Framed Copper Springbuck Wall Portrait
9. Framed Zebra Wall Portrait



FLAT SKINS

As an integral part of the taxidermy process, we put great emphasis on the tanning process.

Your trophy flat skin can be ordered with a plain, with leather trim and/ or non-slip backing or felt application.

*We do not recommend felt applications and suggest the leather trim as a longer lasting alternative.



1.





Images inserted:

Page 86 (opposite page)

1. Zebra flat skin finished with
black leather trim

This page:

2. Blue Wildebeest flat skin

3. Kudu flat skin

4. Red Hartebeest flat skin

5. Blesbuck flat skin

6. Impala flat skin

7. Springbuck flat skin



FURNITURE, DECOR AND APPAREL

Custom furniture, bags, wallets, leather apparel interior decor and curios are all made in-house.

We encourage our clients to maximise on the utilisation of their trophies by turning the back skin into an item which is a memory as well as a functional product.

Lighting features manufactured from horns, wallets and bags from off-cuts, the sky is the limit.

We manufacture each item with high quality hardware and care for a long lasting quality product.

88 KAROO TAXIDERMY TROPHY BOOK

FURNITURE, DECOR AND APPAREL

Custom furniture, bags, wallets, leather apparel interior decor and curios are all made in-house.

We encourage our clients to maximise on the utilisation of their trophies by turning the back skin into an item which is a memory as well as a functional product.

Lighting features manufactured from horns, wallets and bags from off-cuts, the sky is the limit.

We manufacture each item with high quality hardware and care for a long lasting quality product.

88 KAROO TAXIDERMY TROPHY BOOK



**FURNITURE, DECOR
AND APPAREL**

Custom furniture, bags, wallets, leather apparel interior decor and curios are all made in-house.

We encourage our clients to maximise on the utilisation of their trophies by turning the back skin into an item which is a memory as well as a functional product.

Lighting features manufactured from horns, wallets and bags from off-cuts, the sky is the limit.

We manufacture each item with high quality hardware and care for a long lasting quality product.

88 KAROO TAXIDERMY TROPHY BOOK



FURNITURE, DECOR AND APPAREL

Custom furniture, bags, wallets, leather apparel interior decor and curios are all made in-house.

We encourage our clients to maximise on the utilisation of their trophies by turning the back skin into an item which is a memory as well as a functional product.

Lighting features manufactured from horns, wallets and bags from off-cuts, the sky is the limit.

We manufacture each item with high quality hardware and care for a long lasting quality product.

88 KAROO TAXIDERMY TROPHY BOOK



FURNITURE, DECOR AND APPAREL

Custom furniture, bags, wallets, leather apparel interior decor and curios are all made in-house.

We encourage our clients to maximise on the utilisation of their trophies by turning the back skin into an item which is a memory as well as a functional product.

Lighting features manufactured from horns, wallets and bags from off-cuts, the sky is the limit.

We manufacture each item with high quality hardware and care for a long lasting quality product.

88 KAROO TAXIDERMY TROPHY BOOK



H A S S L E F R E E D E L I V E R Y O F Y O U R T R O P H I E S

CRATING & EXPORT

- All crates are optimized and custom made to save our clients on shipping costs.
- Crates are constructed of 10 -12 mm plywood with IPPC approved internal timber reinforcement.
- All trophies are insured at all times. (Terms and Conditions do apply).
- The larger game trophies like Gemsbuck, Kudu, Eland, etc. will have their horns detached to allow for a smaller crate. However, horns are easily re-attached without any hassle.
- The local State Veterinarian will do the final health and veterinary inspections, and thereafter seal the crate and sign the export documentation.
- This practice simplifies the export and import of hunting trophies.



CUSTOMS BROKERING

If you do not have one at your port of entry KAROO TAXIDERMY will be happy to appoint a reputable Customs Broker on your behalf. The Customs Broker will contact you before he commences the clearing of your trophies in order to obtain a Power of Attorney. Clearing fees are payable to the Customs broker. You may collect your trophies from the Broker's warehouse or arrange with them to have your trophies delivered to your home.

SHIPPING

We utilize experienced shipping agents who are able to handle both air and sea freight shipments. Although consignments have traditionally been delivered by air, our shipping agents have also been able to arrange delivery by ocean freight at considerably lower costs.

Please contact us if you would like to discuss your personal trophy requirements.



DOCUMENTATION

On completion of the hunt, the professional hunter, outfitter and the client will complete and sign a hunting register detailing all species hunted. This register is sent to the provincial Department of Environmental Affairs for the issuing of all export permits. CITES I trophies, Bontebok and Lion to the USA, will require that you apply for a CITES import permit in your country. Once obtained, you retain the original document and send a copy of it to KAROO TAXIDERMY.

It is advisable that you obtain the correct applications and advice on regulations pertaining to CITES import permits, from local Fish and Wildlife or conservation authorities who will issue the necessary CITES import permits. This will ensure the smooth delivery of your trophies to their final destination. We can provide you with guidance on all these issues.

With conservation, health and veterinary export documentation all in order, your shipment will be forwarded to a shipping agent, who will arrange for the SA customs clearance. Once cleared, your trophies will be shipped to your Customs Broker at the closest port of entry.

Karoo Taxidermy will send the client a form as per the image to the left. It is very important that this form is completed in full to ensure that all documentation are correct from initiation of the trophy order.



CLIENT INFORMATION SHEET

(Please leave this form with your Outfitter or PH or email to: info@karootaxidermy.com)

CLIENT FULL NAMES: _____ (This complete name should appear on the PH register. As stated on your passport-no initials)			
KAROO TAXIDERMY CLIENT LIAISON: _____			
OUTFITTER & PH: _____			
PROCESS: (Please click relevant tick box)			
TAXIDERMY <input type="checkbox"/>		DIP & PACK (RAW PREP) <input type="checkbox"/>	
PERMANENT RESIDENTIAL ADDRESS: (This address should appear on the PH register)		SHIPPING ADDRESS: CONSIGNEE:	
STREET:		STREET:	
CITY:		CITY:	
ZIP CODE:		ZIP CODE:	
HOME TEL:		HOME TEL:	
HOME FAX:		HOME FAX:	
CELL/MOBILE:		CELL/MOBILE:	
E-MAIL:		E-MAIL:	
PREFERRED SHIPPING AGENT:		LOCAL TAXIDERMY NAME:	
CUSTOMS CLEARING AGENT / BROKER:		ADDRESS: (only if Dip & Pack)	
TROPHY CONSOLIDATION: (Please click relevant tick box)			
Consolidation 1	<input type="checkbox"/>	More than 1 client, with more than 1 crate and more than 1 export permit. ALL CRATES TO SHIP AT THE SAME TIME TO THE SAME PORT OF ENTRY.	
Consolidation 2	<input type="checkbox"/>	More than 1 client, shipped in 1 crate, with 1 export permit. (Not Legal in the USA and other selected destinations. HAS MAJOR VAT IMPLICATIONS FOR OUTFITTER)	
Consolidation 3	<input type="checkbox"/>	More than 1 client, shipped in 1 crate, with more than 1 export permit. (Only legal to some ports in the USA)	
NAMES OF CLIENTS TO BE CONSOLIDATED:			
TOTAL AMOUNT PAID TO OUTFITTER AS DEPOSIT/ PAYMENT:			
PREFERRED METHOD OF PAYMENT (No Personal or Travellers Cheques):		EFT/WIRE TRANSFER <input type="checkbox"/>	CASH <input type="checkbox"/>
SPECIAL INSTRUCTIONS:			
GO TO PAGE 2			



KAROO

TAXIDERM

S O U T H A F R I C A

15 Van der Bijl Street, Graaff-Reinet, 6280, SOUTH- AFRICA

Tel. No.: +27 49 892 6151

+27 49 892 3814

E-mail: info@karootaxidermy.com

WWW.KAROOTAXIDERMY.COM





KAROO

TAXIDERM

S O U T H A F R I C A

25
YEARS
1998-2023



Find out more about our services online at

WWW.KAROOTAXIDERM.COM